









Linear Barcode Comparison Chart

Linear barcodes, also called "one dimensional barcodes" are made up of lines and spaces that create specific patterns. They are used on a wide variety of products and applications around the world. The chart below can help you decipher which one to use for your exact need.

Symbol	Example	Character Set	Variable Length	Discrete/Continuous	Check Character	Application
Code 39 <i>USS-39</i>	 123456	A	Variable	Discrete	Optional	In very wide use for many types of applications: Logmars, HIBCC
Code 128 <i>USS-128</i>	 123456	Subset A,B,C	Variable (Even # of Subset C)	Discrete	Required	Widely used; excellent for many applications
UPC-A	 1 23456 00000 1	Numeric Only	12 Fixed (11 data + 1 check digit)	Continuous	Required	Retail product marketing in USA and Canada
UPC-E	 1 23456 0 0	Numeric Only	7 Fixed (zero + 5 data + 1 check digit)	Continuous	Required	Retail product marketing in USA and Canada; compressed for products with limited label space
EAN-13	 1 23456 0 0000 5	Numeric Only	13 Fixed (12 data + 1 check digit)	Continuous	Required	Retail product marketing world-wide
EAN-8	 1 234 56 0 1	Numeric Only	8 Fixed	Continuous	Required	Retail product marketing in USA and Canada; compressed for products with limited label space
Interleaved 2 of 5	 01234567	Numeric Only	Variable (Even # of Digits)	Discrete	Optional	Very compact; encoded in pairs—total length not even numbers of digits
ISBN	 9 781234 567897 5 399 5	Numeric Only	Variable (Even # of Digits)	Discrete	Optional	Very compact; encoded in pairs—total length not even numbers of digits

Notes:

A=Caps and Special Non-Keyboard Codes + Numbers + Others

B=Upper & Lowercase + Numbers + Others

C=Numbers Only

Linear Barcodes can be scanned from either direction.

www.wsel.com